

Info session

UNICEF-UNV YOUTH ON THE MOVE



September, 2024

Welcome! Our Agenda for today

- Welcome and overview of the info session - UNICEF
- Presentation of the Youth on the Move UNV programme: its rationale, eligibility criteria, and timeline - UNV
- Presentation of the UNV application platform and application process - UNV
- Tips for candidates and support available - MYCP
- Nomination process - UNICEF
- **Q&A session: time for you to ask questions**





**UN
VOLUNTEERS**

UNV and our offer



About United Nations Volunteers (UNV)

-  Established in 1971 by the UN General Assembly as a development partner for the UN system; the focal point for volunteerism within the UN
-  Administered by the United Nations Development Programme (UNDP)
-  UN system-wide service provider
-  Operates in around 160 countries and territories
-  Field presence in over 60 countries
-  Headquarters in Bonn, Germany
-  Regional Offices in Amman, Bangkok, Dakar, Nairobi, Panama City, Istanbul



OBJECTIVE

To create **more inclusive and equitable spaces** for talented young people on the move.

UNICEF-UNV YOUTH ON THE MOVE PROGRAMME

Scale	Eligibility	Inclusion	Location	Learning
<p>18 new Youth UN Volunteer assignments</p> <p>6/12 months</p>	<p>20-32 years of age IDPs and migrants Refugees/ asylum seeker (where allowed)</p>	<p>People with disabilities are especially encouraged to apply</p>	<p>UNICEF offices in Cambodia, Cote d'Ivoire, DRC, Kenya, Mozambique, Poland, Somalia, Tanzania, Thailand, Trinidad and Tobago, Vietnam. Soon in: Czech R., Tanzania, Iraq</p>	<p>UNV eCampus</p> <p>UNICEF learning</p> <p>On-the-assignment experience</p>

TIMELINE



September

DOAs advertised



October

Recruitment process



November

Entry on Duty



December







Onboarding session



October 2025

End of the assignment (except for Trinidad and Tobago)

Benefits for National Youth Volunteers

	Entry Lump sum	\$400
	Volunteer Living Allowance (VLA)	✓
	Insurance (Medical, life, disability, malicious acts)	✓
	Annual Leave (2.5 days/month)	✓
	Exit Allowance	1VLA/12 months
	Access to training platforms and programmes	✓



Learning Opportunities

UNV is dedicated to fostering the personal and professional development of UN Volunteers through a tailored learning experience. We achieve this by:

- Enhancing UN Volunteers' core and cross-functional competencies for performance during assignment and beyond.
- Offering tailored guidance, tools and resources to drive their own career management.
- Promoting peer-to-peer learning to facilitate the exchange of experiences, expertise and good practices.
- Empowering volunteers to become agents of change in alignment with the UN values.



How to apply



- 1. Create a Profile**
Start by signing up on our UVP platform.
- 2. Complete and customize your profile**
Read the opportunity description carefully and make sure your profile highlights why you'd be great for the role.
- 3. Meet the Requirements**
 - **Experience:** At least 1 year of volunteer or community engagement experience.
 - **Education:** Finished secondary school or an equivalent youth program.
 - **Documentation:** Proof of your refugee, displacement, or migration status. This can be documents from a government agency, a UN agency (like UNHCR), or a registered civil society organization. Identity documents can include your national ID or passport, asylum seeker, refugee IDP or migration certificates, and health or camp registration cards. Upload these documents along with your passport (if you have one) in a single file to your profile.
- 4.** After setting up your profile, **APPLY** for the volunteer opportunities that match your interests.

How to apply: Show your motivation

5. Include a motivation statement explaining why you're a good fit for the role and what interests you about it.

- ✓ **Tell us your story:** Describe any challenges you've faced due to migration or displacement that impacted your access to education or employment, and mention any relevant volunteer experience.
- ✓ You can also include a **video, PowerPoint presentation, or audio message**. Upload it to any open file-sharing platform (like Google Drive, WeTransfer, or Dropbox) and add a public link at the end of your motivation.

Please note that this additional content should complement, not replace, your motivation statement letter.



Recruitment Process

1



Host entity creates a Description of Assignment (DoA). UNV publishes the DoA on UVP.

2



Candidates apply

3



UNV shortlists matching candidates and submits them to the host entity.

4



Host entity reviews, tests and/or interviews submitted candidates (using CBI).

5



Host entity informs UNV of the outcome of their selection process.

6



UNV prepares offers for selected candidates in UVP.

7



Candidates accept the offer and complete pre-departure formalities.

8



Host entity prepares for the arrival of the volunteer.

Useful Resources



Current Opportunities: <https://app.unv.org>



Coffee Break with UNV Recruiters: https://www.youtube.com/watch?v=vF2B5eUHA_8



Entitlement calculator: <https://app.unv.org/calculator>



Conditions of Service: <https://app.unv.org/explore>



Follow us on LinkedIn: <https://www.linkedin.com/company/united-nations-volunteers>





we are **Inspiration in Action**

More Information:
www.unv.org

Frequently Asked Questions:
support.unv.org

Follow us on social media:





MIGRATION YOUTH AND CHILDREN PLATFORM BRINGING THE VOICES OF YOUTH TO MIGRATION POLICY

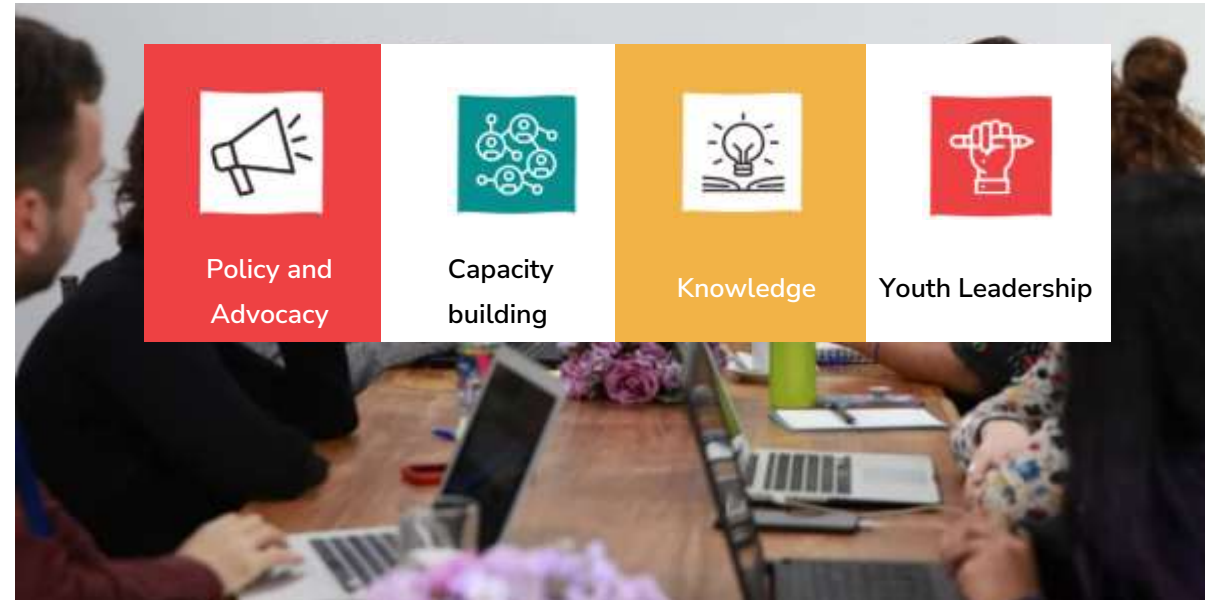


WHO WE ARE



MYCP is the space for and by young people to impact the highest levels of migration policy making. We believe that the participatory approach to decision making is essential for safe, orderly, and regular migration

As a global migration network we involve more than 4000 youth and youth led organizations representing the priorities of more than 100.000 Youth worldwide



What is MYCP?



Self-organised space for children and youth



Key mechanism for the engagement of young people in migration policy processes



Official UN (1992) and GFMD (2021) mandated mechanism for youth participation.



Youth-led and volunteer-run global constituency

How to prepare a compelling motivation statement

- 1. Share Your Personal Story:** Highlight your background and experiences as a youth on the move. Explain why your profile will add value if selected for the program, the country office, and your community.
- 2. Align with the Program's Vision:** Review the general vision of the program and how it aligns with your personal goals.
- 3. Express Your Interest:** Review the context of the UNICEF Country Office and explain why you are passionate about the work they are doing.
- 4. Showcase Your Skills:** Check the task description and share how your previous experiences have equipped you with the necessary skills or why you are eager to learn this new skill.
- 5. Demonstrate Community Impact:** Provide examples of your community engagement, including the impact in numbers or results, and explain why you believe your work was important for your community.



How to prepare a compelling motivation statement

7. Add a Link (Extra Tip – Not Mandatory):

- It could be a video showcasing the work you are doing in your community.
- A PPT presentation with pictures of your work and previous engagements.
- A recommendation letter from the NGO or civil society organization you volunteer for

8. Ask a friend, mentor, family member to give you feedback on your motivation letter (Extra Tip – Not Mandatory)

Things to not do

- Copy and past previous motivations letters you have done without review the previous suggested recommendations



Learn from our former pilot fellows : How to Secure a Fellowship: My Journey and Key Tips

Presented by Rebecca Nyiriimana Ahaadi

- Know the organisation's Interests: You need to find out what the organisation focuses on, what they like to hear. For instance, UNICEF: Children, Adolescent,
- Be aware of your strength: You need to know your skills, strength and passion, by knowing this make sure they align with the work you want to do in the organisation.
- Your past work, voluntary activities, trainings matter more than you think. Don't underestimate any activity you participated in the past however small it was.



Practical Tips for Securing a Fellowship

Presented by Rebecca Nyiriimana Ahaadi

- Know your hobbies, and your social strength, highlight your teamwork skills, problem-solving, welcoming skills.
- You can use internet to see the structure and format of a motivation letter and read examples to have idea but don't paste people's letter.
- Avoid composing a motivation letter using AI (Chatgpt), storytelling and mentioning qualifications and experiences that are not on your CV, or UNV profile
- Provide false information about your community engagement, current work and impact (**this will be review by the recruiters**)






Pitch Contest

YOUTH LEADERSHIP & INNOVATION AWARD

XIV GFMD Summit



THANK YOU!

14^e Forum Mondial sur la
Migration et le Développement
Genève · 23-25 janvier 2024



The nomination process

Why the nomination process?

- Programmes must reach youth on the move where they are.
- Engaging CSOs, NGOs, youth organizations, and other partners is crucial in identifying strong candidates who, due to various factors, might not have access to information about this new initiative.
- Through the nomination process, nominators can help ensure that eligible candidates receive all the relevant information so they can apply for the programme.

Who can nominate candidates?

- Regional, national, and local Civil Society Organizations (CSOs), Non-Governmental Organizations (NGOs), Non-Governmental Youth Organizations (NGYOs), International Non-Governmental Youth Organisations (INGYOs) and partner International Organisations (IOs) (f.ex. UNHCR) whose work supports refugees, asylum seekers, IDPs and migrants in the respective country of assignment

The nomination process

How does the nomination process work?

- Information about the UNV positions is shared on the programme landing page, through UNICEF hosting offices and youth partners, such as MYCP and the Global Refugee Youth Network (GRYN).
- Each organization can nominate only **one** suitable candidate through the online form.
- In the nomination form, the organization will be asked to provide information, such as:
 - Details about the organization and its mission
 - Information about how the person making the nomination knows the nominee
 - Nominee's basic information and contact details
 - Confirmation that the nominee meets the program criteria
 - Justification why the nominee would be a good candidate for the program

The nomination process

How does the nomination process work?

- Organizations are asked to notify the candidate of the nomination so they can prepare an application on the UNV platform.
- **Self-nominations will not be considered.** If the nominee is the founder or director of the organization who nominated them, this nomination cannot be considered. Instead, another organization should nominate this person.
- **A nomination does not replace the application process.** Rather, UNICEF will notify UNV recruiters of candidates nominated through trusted partner networks in the country of assignment. The nominees will undergo the same assessment as all other applicants.

Useful Resources



[The Nomination Process Pack](#) explains the role of the nomination process



[The Partners Information Pack](#) lays out the nomination process



Through the [online form](#) organizations can nominate eligible candidates



The [Dissemination Pack](#) provides you with sample messages you can draw on to spread the word about the programme and invite eligible organizations to nominate candidates.



Time for Q&A

